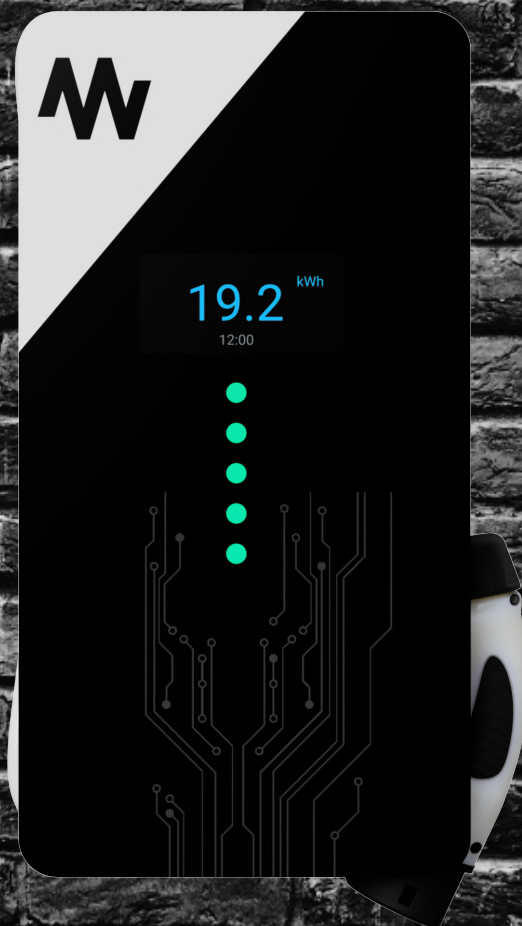


W charge



PRO SERIES



⚡ Charge Controller

IEC 61851-1 (mode 3 charging)

Control Pilot and Proximity

Pilot communication

4.3" LCD

⚡ Power management

Smart power measurement (3 + 1)

Dynamic load management DLM

6mA DC fault current detection

⚡ Connectivity hub

Bluetooth 5.0 / WiFi

4G / LTE / LTE-NB

RFID / NFC

MODBUS, CAN, UART, USB

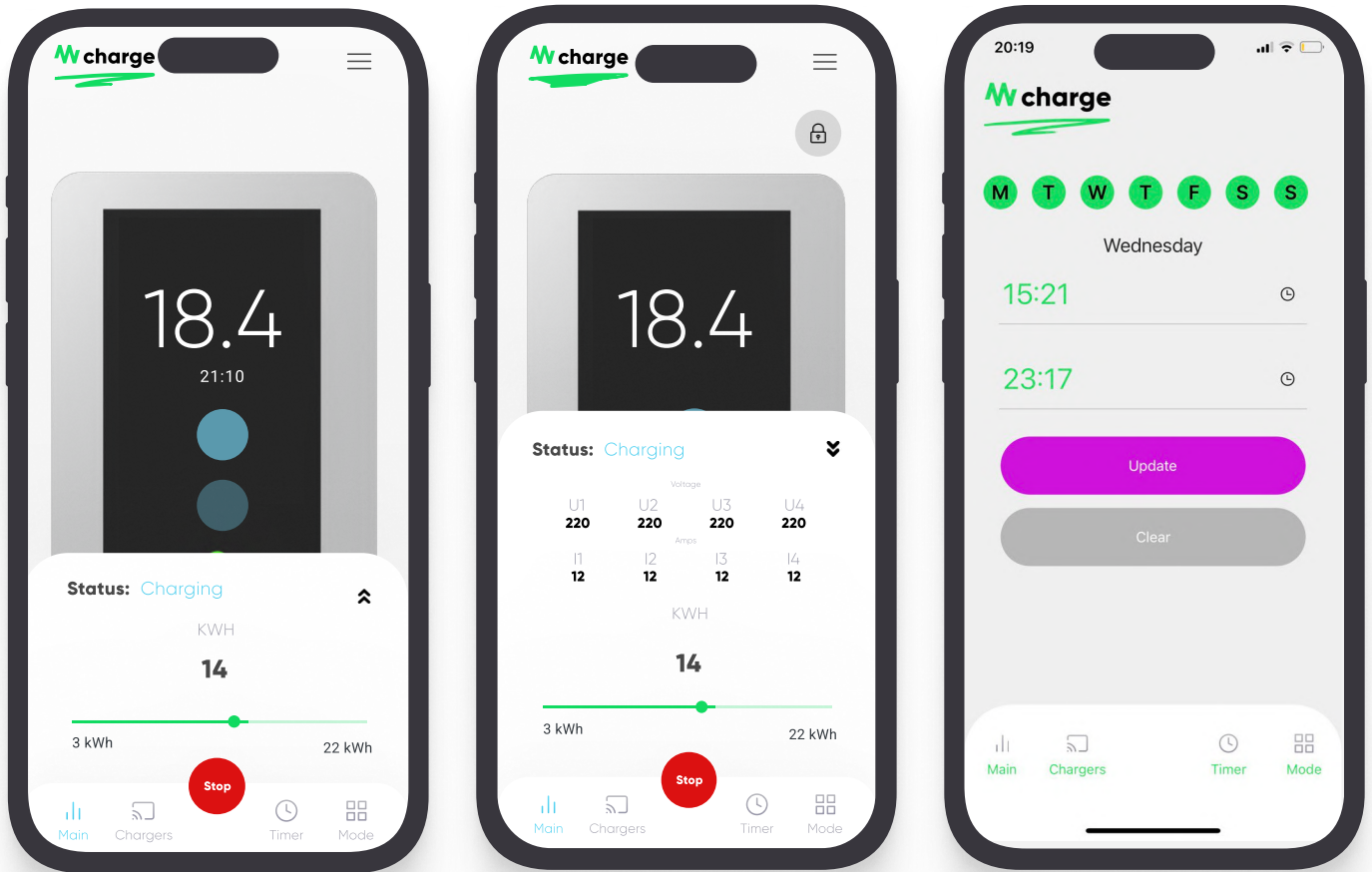
OCPP 1.6 / 2.0

⚡ Load Balancing

Power queuing

Priority Load Balancing

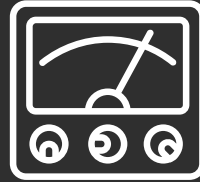
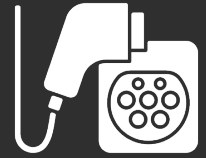
Static load balancing



⚡ Control at your fingerprints

- Real time power consumption
- Balancing power in real-time
- Power consumption analytics
- Control usage Lock and Unlock
- Define your charging schedule

Connection to 230 Volt
(single - phase) or 400
Volt (three phase)



Smart power
metering

Integrated residual
current detection: DC
6mA



Length of cable: 3.5m,
5m, 7.5m

Adjust charging power
3.7kW / 7.2 kW / 11 /
22 kW



Plug and Play solution.
Easy to install by a
trained electrician

Control from anywhere,
anytime. The WCharge
iOS and Android app

